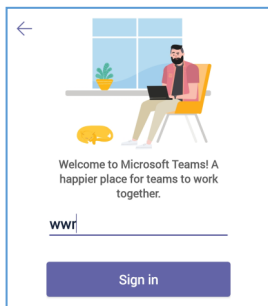


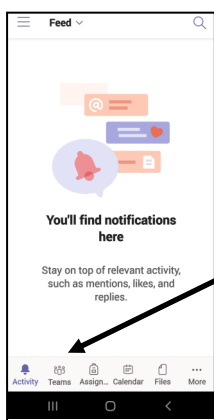
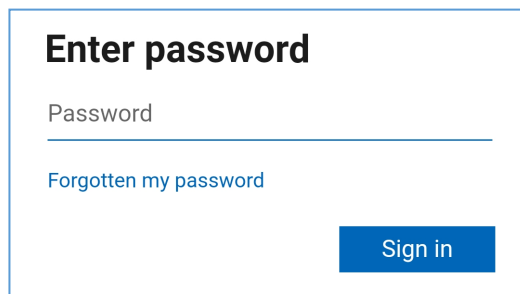
How to use Teams on a mobile phone or tablet



If you have an Android or IOS smartphone/tablet. Download the free app to your device from the Apple app store or Google Play store – just search for **Microsoft Teams**.



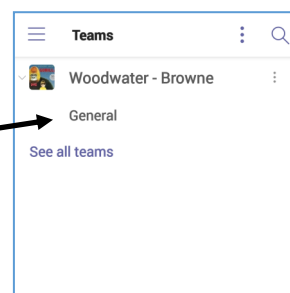
After installing/opening the software you will need to enter your child's login email address followed by their password to sign in.



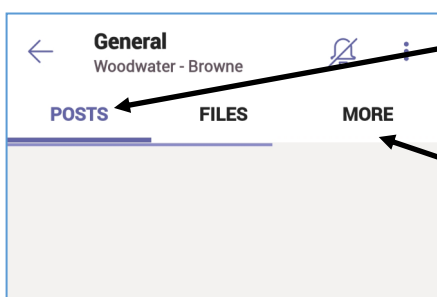
After logging in the app will open on the notifications tab.

Select the Teams icon from the menu along the bottom of the screen

You will now see your child's class name.



Click on General



The screen will open on the Posts tab, this will show recent entries by the class teacher.

Alternatively you can view Assignments by clicking More

And then click on Assignments

